

## Welcome

The days are flying by and I'm sure you're all busy counting down to Christmas. Obviously, with Omicron in the news constantly, we're working hard to keep you all safe enough to enjoy the Christmas holidays. Please ensure that you continue to wear face coverings when on the school grounds. Thank you, Vicki

### IMPORTANT

#### CHILDREN'S ABSENCE

If your child is unable to attend School because they are unwell, please ensure you call the absence line on **01327 705785** and **Press Option 1**. Please clearly leave a message of your Child's Name, Class and the reason for their absence.

The phone line is open 24 hours a day. If we have not heard from you by 9.00am, and are unaware of your child's absence we will call all of your contact numbers until we are able to speak to someone.

Thank you for your understanding and continued support.




## FRIDAY 10TH DECEMBER 2021 CHRISTMAS JUMPER DAY

IF YOU WOULD LIKE TO DONATE WE  
ARE SUGGESTING A DONATION OF  
£5.00 TO BE PLACED IN AN ENVELOPE  
WITH YOUR CHILD'S NAME ON IT.  
THESE CAN BE HANDED TO THEIR  
CLASS TEACHER.


IF YOU WOULD LIKE TO DONATE  
ONLINE - PLEASE VISIT THE SAVE  
THE CHILDREN WEBSITE.

THANK YOU





## Christmas 2021 arrangements



Friday 10th December 2021 - Christmas Jumper Day - Come to School in your Christmas Jumper

Friday 10th December 2021 - Virtual Carol Concert - Film to be released following the concert.

Tuesday 14th December - EYFS virtual nativity released at 10:00am.

Wednesday 15th December - Children's Christmas lunch.

Wednesday 15th December - 2:00pm Awards Presentation film will be released, children will watch in school.

Thursday 16th December - Toy & Mufti day - Please only send toys that can be wiped down and are NOT electrical.

## Christmas Parties

Thursday 9th December am - Year 6

Thursday 9th December pm - Year 5

Monday 13th December am - Year 4

Monday 13th December pm - Year 3

Tuesday 14th December am - Year 2

Tuesday 14th December pm - Year 1

Wednesday 15th December am - EYFS



Children will be in School Uniform on this day.  
Biscuits and squash will be provided.

## DAVENTRY FOOD BANK...

We are really pleased to be supporting Daventry Food Bank again this year. If you would like to help them by donating a selection box or sweetie tube, that would be fabulous. Please bring them into School by Friday 10th December.

There is a box in the atrium for you to place them in.

Thank you

*School Finishes For Children On  
Thursday 16th December At 3.15pm.  
This Is Mufti And Toy Day.  
Please Ensure Toys Are Wipeable And  
Non-Electrical.  
We Can Not accept Any Responsibility For Loss Or  
Damages - so please don't allow children to bring  
in their favourite toy or toys of value.*

### \*\*\*RECEPTION CHILDREN\*\*\*

**PLEASE DO NOT BRING TOYS on mufti day.**

**They will have lots of fun on the day and will not need to bring toys.**

**Thank you**

**THANK YOU FOR YOUR DONATIONS - WE RAISED £210 FOR CHILDREN IN NEED...!!!!**



HM Government NHS

**We must keep on protecting each other.**

**HANDS**

**FACE**

**SPACE**


STAY ALERT CONTROL THE VIRUS SAVE LIVES

**STAY MENTALLY FIT DURING COVID-19**

<p><b>EXERCISE</b> Regular exercise can reduce stress.</p>	<p><b>STAY CONNECTED</b> Talk to your friends or family about your stresses.</p>	<p><b>READ A BOOK</b> Take a ride to another world.</p>
<p><b>LIMIT NEWS</b> Constant reading of COVID-19 news can raise anxiety levels.</p>	<p><b>TAKE A CLASS</b> Online classes remain available.</p>	<p><b>CLEAN YOUR HOME</b> Take the extra time inside the home to do spring cleaning.</p>
<p><b>MAKE A ROUTINE</b> Keeping a routine can boost productivity levels.</p>	<p><b>JOURNAL</b> Writing your feelings down can be therapeutic.</p>	<p><b>RELAX</b> You're not alone.</p>

**NEED ADDITIONAL ASSISTANCE?**  
Call the COVID-19 Stress Hotline Mon-Fri 10 a.m. to 2 p.m.  
Commercial: 06371-47-9001, Option 3 or DSN: 480-9001, Option 3

**Dream Believe Achieve**





## How to Set Up Parental Controls to Protect Privacy-iphone and Android

We recognise Smartphones will be a popular gift at Christmas amongst our pupils. Please read the guides below to help ensure their safety when using these devices.

The privacy settings on your child's smartphone give you control over how the information stored on it can be used. You can turn off location services, for example, to keep their whereabouts private or stop apps from accessing functions of the phone like the camera or microphone. We've produced step-by-step guides on how to tighten up privacy settings on iPhones and Android phones.

In these guides, you'll find tips such as how to make changes to the privacy settings and how to prevent changes to other settings and features.

# How to Set up PARENTAL CONTROLS for PRIVACY iPhone

The privacy settings on your child's Apple device give you control over the information stored on it. This allows you to select which apps can access features and information on your child's device: for example, you might wish to block a social networking app from connecting to the camera reel, or specify which apps can use the device's location data.



### How to make changes to privacy settings

You can block certain apps from obtaining information from your child's device. You can also prevent your child (or anyone other than you) from altering these settings.

1

Open 'Settings'

2

Tap 'Screen Time'

3

Tap 'Content & Privacy Restrictions'

4

Scroll to 'Privacy'

5

Choose the settings you wish to restrict

6

After you've made any changes, select 'Use Screen Time Passcode' to lock your changes with a PIN



### How to prevent changes to other settings/features

You can also stop changes being made to the iPhone's other settings or features by anyone but you. For example, you can prevent your child from altering their passcode, accounts or mobile data settings.

1

Open 'Settings'

2

Tap 'Screen Time'

3

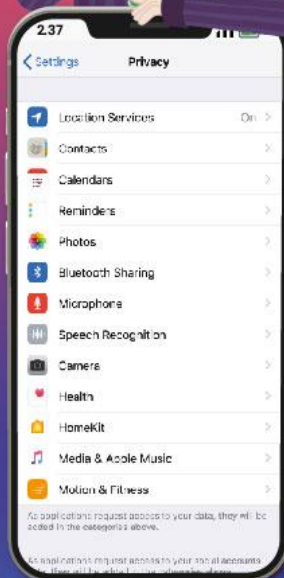
Tap 'Content & Privacy Restrictions'

4

Scroll to 'Allow Changes'

5

Select 'Allow' or 'Don't Allow' on the settings for which you wish to enable or disable changes



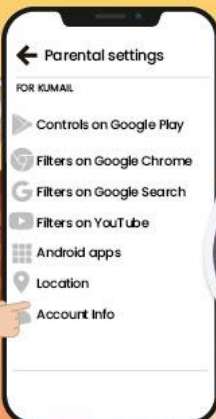
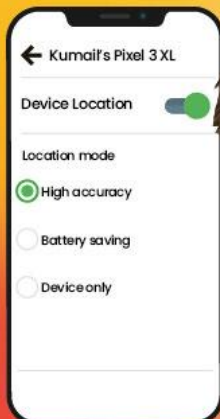
National  
Online  
Safety®

www.nationalonlinesafety.com



# How to Set up PARENTAL CONTROLS for PRIVACY Android Phone

The settings on an Android device allow you to set certain rules to help safeguard your child's privacy when they are using it. For example, you can turn off location services to keep their whereabouts private; prevent third-party apps and sites from viewing their information; and stop apps from accessing other functions of the phone (like the camera or microphone, for example). We've produced step-by-step guides on how to tighten up an Android phone's privacy settings.



## How to manage location services

- 1 Open the Google Family Link app
- 2 Select your child's account
- 3 On the 'Settings' card, tap 'Manage'
- 4 Tap 'Location'
- 5 On the card with the correct device's name, tap 'Settings'
- 6 Tap 'Location Settings'
- 7 Turn 'Device location' to off
- 8 To reactivate location services in future, repeat these steps and turn 'Device location' back on

## How to control access for third-party apps and sites

- 1 Sign in to your Google Families account
- 2 Under 'Members', select your child's name
- 3 Select 'Account info' and then 'More'
- 4 Select 'Third-party apps with account access'
- 5 Turn 'Allow third-party apps to access XX account' to off by toggling the switch

## How to manage app permissions

- 1 Open the Google Family Link app
  - 2 Select your child's account
  - 3 On the 'Device' card, tap 'Settings'
  - 4 Tap 'App permissions' then choose a permission
  - 5 Below your child's device, switch the permission off
- Alternatively, you can manage permissions for individual apps. Repeat steps 1 and 2, then...
- 3 On the 'Apps installed' card, tap 'More'
  - 4 On the 'Allowed' list, tap the app you want to change the permissions for
  - 5 Tap 'App permissions'
  - 6 Switch the permission off



[www.nationalonlinesafety.com](http://www.nationalonlinesafety.com)

Source: <https://families.google.com/familylink/>