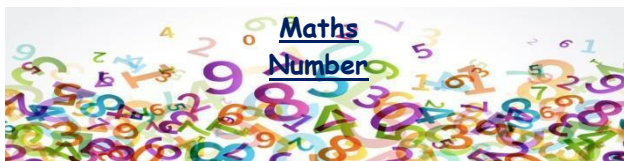


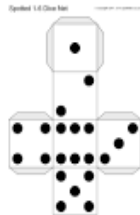
Learning Project WEEK 2 - Where I live

Age Range: EYFS (Seedlings, Saplings and Reception)

These are aimed at giving you some ideas and structure. Please feel free to complete as much or as little as your child wishes to. Gardening, cooking, playing with water and playing alongside your child have just as much value. If you wish to share any learning with your child's teacher, please take a picture and upload to Class Dojo.




- Draw some numbers 0-10 on the floor with chalk, can they jump on the correct number? Can they throw a beanbag or ball to the correct number. Reception children, you could give them an addition e.g. $4+5$, can they jump on the answer?
- Play board games, can the children count the spots on the dice? Reception children, use 2 dice, add the numbers together.
- Make a dice and draw the dots on it. Cut out a template like this and fold and stick together. Roll the dice and find the correct amount of toys.
- Make pasta necklaces, how many pieces of pasta do you have? Can you make a repeating pattern by colouring or painting the pasta?
- Collect some sticks, stones and leaves. Can you make a repeating pattern along the floor?
- Use a little pot of water and a paint brush. Make some patterns outside on the ground.



Reading

- Reading a variety of books at home. Your child could share a book everyday. This can be reading a book aloud everyday or sharing a book with an adult.
- Listen to a story read, [Storytime](#).
- Draw a story map of your favourite story.
- Using puppets or toys, can your child make up a story for you to write?
- Watch cbeebies storytime.
- <https://www.facebook.com/littlelambs/tales/> have daily storytime and songs
- Visit [Phonics play](#) Seedlings/saplings play phase 1 games, Reception phase 2 and 3
- Can your child find objects that begin with the letter "a".
- <https://www.youtube.com/channel/UCTcZnvuTeovlznioLRoOGOA> Daily phonics lessons for Reception children.



Physical Development

- <https://www.cosmickids.com/Joe-Wicks-PE-session> live every day at 9.00
- Using paint and cotton buds, make a dotty picture of a view from the window!
- Turn a colander upside down and thread pipe cleaners in and out of the holes.
- Make some salt dough and squeeze it, roll and make some lovely shapes.
- <https://www.bbcgoodfood.com/howto/guide/how-to-make-salt-dough-recipe>
- Watch Dough Disco with a ball of playdough or



Writing



- Write a list of your favourite books.
- draw a picture of your favourite TV character and label them.
- Practise writing your name. We use <https://www.letterjoin.co.uk/free-trial.html> as our handwriting scheme. No lead font. They are offering a free trial
- Reception- can your child write a diary entry every day?
- Reception- Write a letter to a friend telling them what you have been doing.

salt dough.

<https://www.bing.com/videos/search?q=dough+disco&&view=detail&mid=39FAE38DECCECE471C6A39FAE38DECCECE471C6A&rvsmid=E340971D8D2B37549A60E340971D8D2B37549A60&FORM=VDRVRV>

- Weaving - cut out a cardboard shape and wind some wool around it. Can you weave smaller items through the wool? like feathers, pipe cleaners, leaves and sticks.

- Draw a picture of your house. Reception - Can you label it? Roof, window, door, bricks etc.
- Reception children - Do you know your address?



The project this week aims to provide opportunities for your child to gain a better understanding of where they live. Learning may focus on what you live in, favourite rooms in the house and where you live.



Where I live

- This is time to find out about where we live.

What do you live in? Talk about your home. How many rooms has it got? Who lives with you? Which is your favourite room? Why is that? How long have you lived at that house?

What is your address? Who are your neighbours? Who lives next door?

Draw a picture of your house.

Maps -

Look at different maps. Can you spot Daventry? Where is Daventry? What is the country called that we live in? Can you draw a map of your journey from home to school? What do you pass along the way?

Data detective Ask your child to talk about each room of the house and write a list. Ask everyone you live with to tell you their favourite room in the house. Make a little chart using the information you have collected. Does anyone like the same room as you?

<https://www.twinkl.com/qa/resource/t2-m-250-favourite-colour-tally-and-bar-chart-worksheets>



Where do other things live?

Talk about animals and where they live. Draw the animal and where we would find them. E.g. fish, dogs, tortoise, elephants.

Can you find any insects in the garden/ outside space? What have you found and where do they live?

Additional learning resources parents may wish to engage with

Look on [The Grange Website](#) under the Pupils Tab - Home Learning for links to all the websites the children are very familiar with at school. You should have received all your child's user names and passwords, but if not follow the link on the website to find them out.

#TheLearningProjects